



Information for patients carrying an implant

Ceramic D femoral head

Ceramic D Femoral head



You have been implanted with a Ceramic D femoral head.

Before your surgery, your surgeon informed you of the contraindications, complications and possible side effects related to hip surgery

Recommandations :

Your prosthesis has a lifespan of approximately 15 years for a primary surgery and 10 years for a revision surgery. However, these lifespans will depend on how you will use it and, in particular, on your physical activity and your weight load.

Certain precautions must be followed daily:

- Sleeping preferably on your back or on your side with a cushion between your legs,
- Taking a shower instead of a bath,
- Using a bar or a stable support to get out of the bath,
- Raising the height of the toilets and installing a support bar,
- Avoiding excessively deep armchairs,
- Getting dressed and putting on shoes in a seated position and using a shoehorn,
- Placing the knee of the operated leg on the floor or putting the operated leg behind in order to bend down,
- Getting into or out of the car by sitting with your back to the seat and pivoting with legs together in a flexed position.

Materials constituting your implant :

D femoral head is made in 100% of Ceramic BioloX® Delta according to the ISO ISO 6474- 2 standard.



MRI Safety Information:

If you undergo an examination involving magnetic and electro-magnetic fields, you must warn the operator that you have an artificial joint and show him your implant card and the table below.

Standardized non-clinical testing have shown that a patient with a ceramic D femoral head may be safely scanned under the following conditions:

Name / Identification of the device	Ceramic D femoral head
Nominal value(s) of Static Magnetic Field [T]	1.5T and 3.0T
Maximum Spatial Field Gradient [T/m and gauss/cm]	30 T/m (3,000 gauss/cm)
RF Excitation	Circularly Polarized (CP)
RF Transmit Coil Type	Whole body transmit coil. Head RF transmit-receive coil
Operating Mode	Normal Operating Mode (subject to RF Conditions below)
RF Conditions	<p><u>For 1.5 T Scanners:</u> maximum Whole-body SAR of 1 W/kg for 60 min of continuous RF (a sequence or back to back series/scans without breaks) for any landmark, or maximum Whole-body SAR of 2 W/kg for 60 min of continuous RF (a sequence or back to back series/scans without breaks) if implanted device is at least 40 cm from isocenter.</p> <p><u>For 3.0 T Scanners:</u> maximum Whole-body SAR of 0.5 W/kg for 60 min of continuous RF (a sequence or back to back series/scans without breaks) for any landmark, or maximum Whole-body SAR of 2 W/kg for 60 min of continuous RF (a sequence or back to back series/scans without breaks) if implanted device is at least 40 cm from isocenter</p>
MR Image Artifact	The presence of this implant may produce an image artifact

If information about a specific parameter is not included, there are no conditions associated with parameter

Failure to follow these conditions may result in injury.











Follow-up after implantation:

It is important to inform your surgeon of any discomfort and / or any event concerning your operated hip (ex: fall, persistent pain, etc.).

You should also follow the advice of your surgeon and, upon request, submit to periodic checks to detect the appearance of possible complications.

If you have any questions, please do not hesitate to contact your surgeon.

Meaning of the symbols on your implant card:

<div>  <div>Patient identification.</div> </div>	<div>  <div>Use by date <i>(if the device is not implanted)</i></div> </div>
<div>  <div>Date of implantation.</div> </div>	<div>  <div>Manufacturer.</div> </div>
<div>  <div>Name and address of the implanting healthcare institution and provider.</div> </div>	<div> <div>Mat.</div> <div>Symbol preceding the constituent materials of the implant.</div> </div>
<div>  <div>Patient information website</div> </div>	<div>  <div>MR Conditional</div> </div>
<div> <div>REF</div> <div>Catalogue number.</div> </div>	<div>  <div>Mean angle of the Morse taper</div> </div>
<div> <div>LOT</div> <div>Batch code.</div> </div>	<div> <div>STERILE</div> <div>R</div> <div>Sterilized using irradiation</div> </div>
<div> <div>UDI</div> <div>Unique device identifier</div> </div>	<div> <div>SN</div> <div>Serial Number</div> </div>

